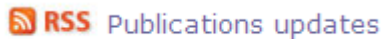
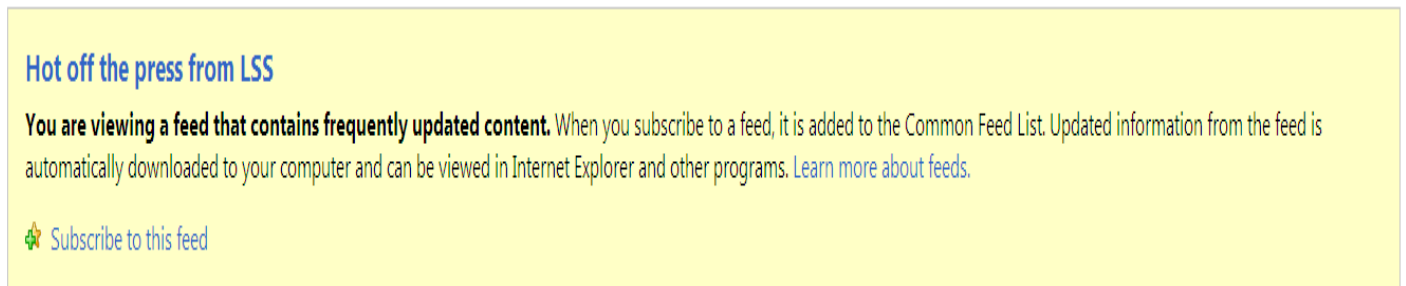


How to subscribe to RSS feeds from the LSS Website

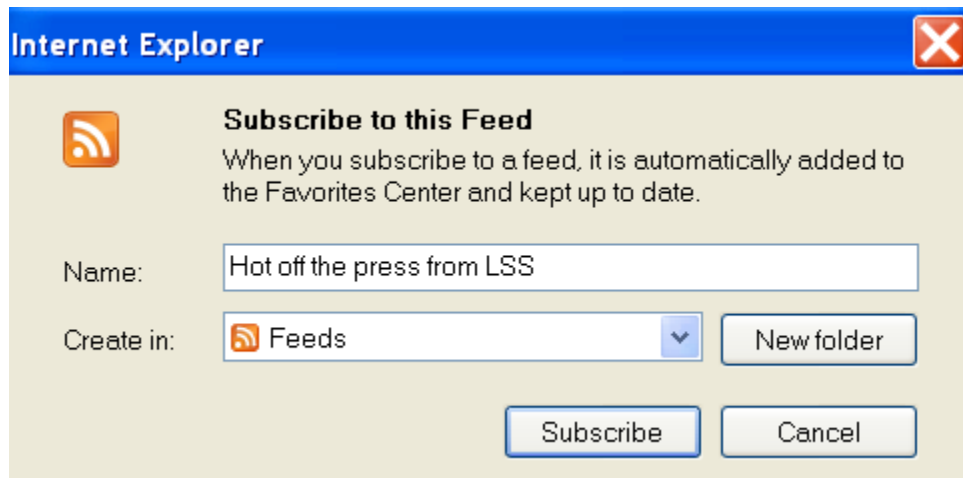
At the bottom of the [Our publications](#) and [Community workers](#) pages, there are RSS icons/links that look like this:



1. Click either the icon or the link and the following dialogue box appears:



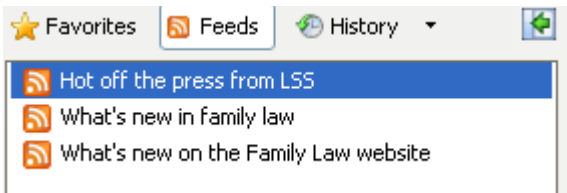
2. Click "Subscribe to this feed" and the following screen appears:



- Click "Subscribe"
- **To view the feeds in Internet Explorer**, click the star or link that says "view my feeds" at the top left side of the page (see below).



The following screen appears, with three tabs at the left side under "Favorites Center." Click "Feeds" and the new RSS feeds appear in Internet Explorer:



(The next time you open Internet Explorer, click on the star at the left side of your screen to open the Favorites Center again and view your feeds.)

OR

- **To have your RSS updates sent to you as e-mails in Outlook**, go into Outlook and double-click the folder called “RSS feeds” that appears between your “Inbox” and your “Sent Items” to see the feed from the LSS website.

