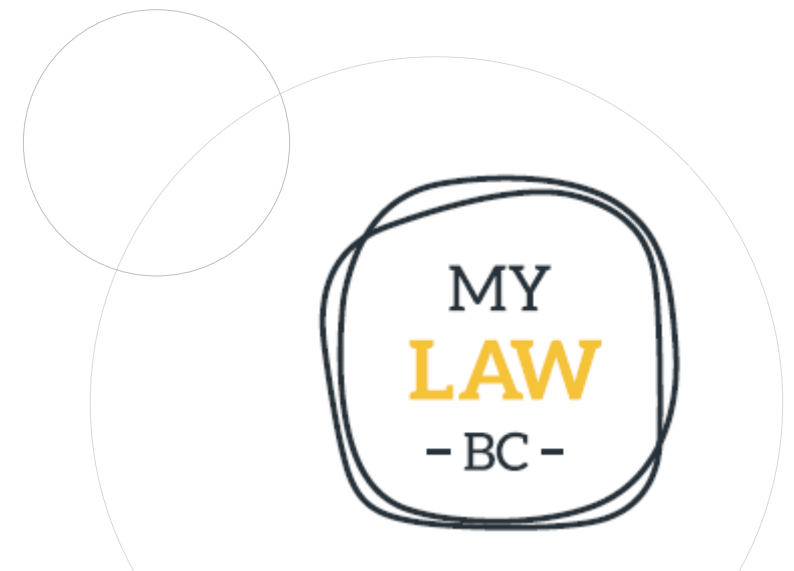





Refreshed MyLawBC Website Walk-through


May 12, 2021




Legal Aid BC

Refreshed MyLawBC website walk-through

Recorded on: May 12, 2021

Legal Aid BC



You

Tube


Recorded on: 12.05.2021


Length: 60 minutes


**CLICK HERE
TO WATCH THE WEBINAR**






Legal Aid BC 

Legal issues 

Log in 

Donate  

About us 

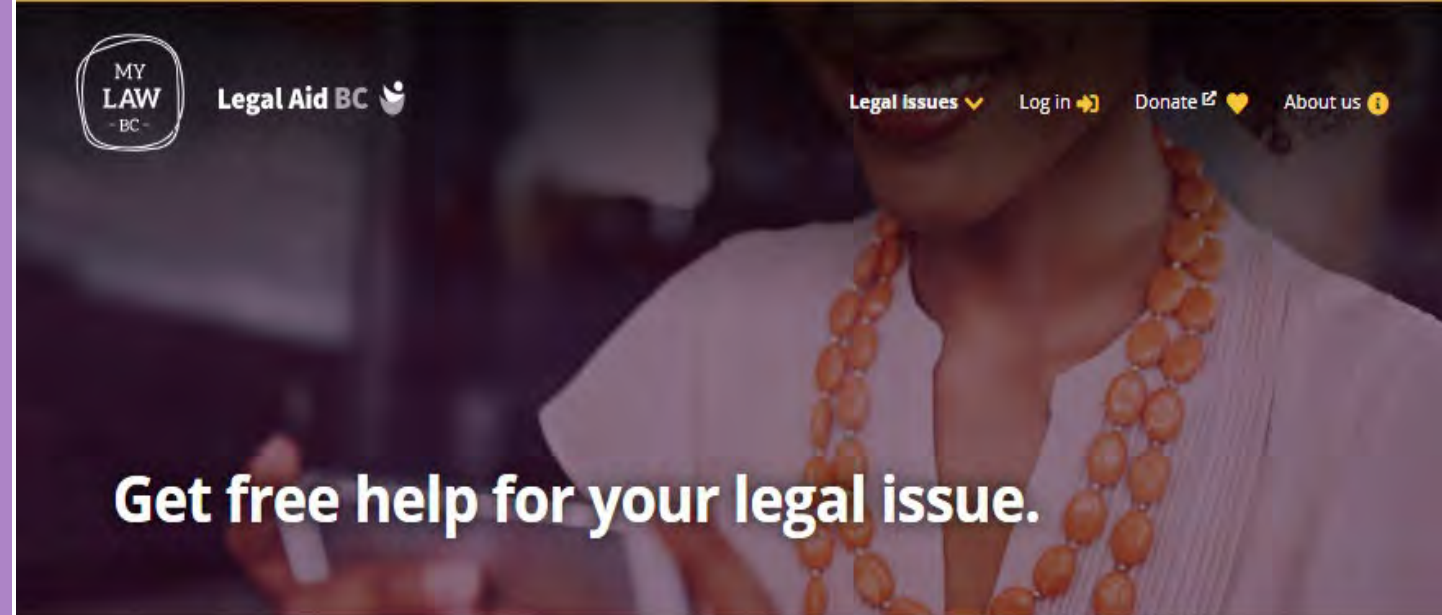
Get free help for your legal issue.



MyLawBC.com

WHAT IT CAN HELP WITH

- Separation and divorce
- Foreclosure
- Abusive relationships
- Making a will



Make an action plan ✓

Separation and divorce

Abuse and family violence

Missed mortgage payments

Wills and planning for your future care

Get free mediation 🗨️

Child support

Parenting arrangements

Negotiate with your spouse ✎️

Separation agreements



My problem. My solution.

MAKE AN ACTION PLAN

[Separation and divorce](#)

[Abuse and family violence](#)

FIND OUT MORE

[Publications](#)

[About us](#)

GUIDED PATHWAYS

- Answer questions about your situation
- Get a step-by-step plan to take action
- Only the info you need when you need it



ACTION PLANS

- Short actionable steps to resolve the issue
- Background info and referrals
- Downloadable as PDFs

The screenshot shows the MyLawBC website interface. At the top, there's a header with the MyLawBC logo and a 'Legal Aid BC' link. A prominent headline reads 'Find out if you can keep your home'. Below this, a navigation bar includes buttons for 'Summary' (highlighted), 'Read first', 'Do now', 'Do later', and 'Get more help'. A large button on the right says 'Download your plan (PDF)'. The main content area is titled 'Your situation' and 'Based on your answers'. It addresses 'Financial hardship because of COVID-19' with text explaining that users might be eligible to defer mortgage payments and should contact their lender. It also includes sections for 'Contact your lender' and 'Prepare your information'. On the right side, there's a 'Help us out' section with a message about improving the legal system and two buttons: 'Donate' and 'Give us your feedback'.

MY LAW BC Legal Aid BC Help ?

Find out if you can keep your home

Summary Read first Do now Do later Get more help

Download your plan (PDF)

Your situation

Based on your answers

Financial hardship because of COVID-19

If you've lost your job or lost income because of the COVID-19 pandemic, you might be eligible to defer (postpone) your mortgage payment. Currently, there's no mandatory federal guidelines, so you need to contact your lender for information specific to them.

It's important that you don't stop making mortgage payments before you confirm with your lender that you qualify. Deferring your payments is a short term emergency measure only. If you are eligible to defer your mortgage, you will have to pay interest on your deferred payments.

Contact your lender

If you've lost income due to COVID-19 and you're going to miss mortgage payments, your lender will work with you. Go to their website to find out what they're offering, and how you can contact them either by phone or in person.

Prepare your information

Get all your financial information ready before talking to your lender. You may have to prove that your income has dropped, if you've been temporarily laid off, or lost your job due to COVID-19.

Stay up to date

The situation is changing quickly! As well as regularly checking your lender's websites, here are some resources:

Help us out

Navigating the legal system is hard; we're happy to make that process easier. Help us improve MyLawBC.

Donate

Give us your feedback



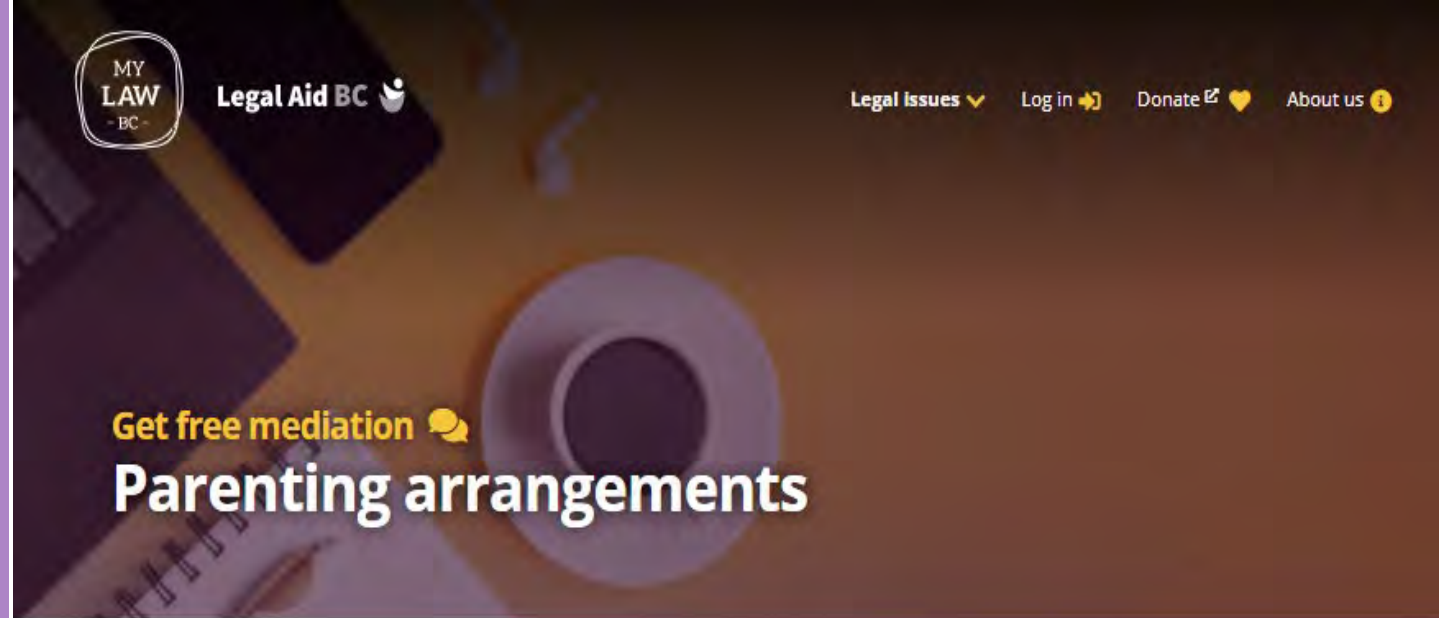
Guided pathways available

- Make a separation plan
- Get family orders
- I've been served with a court document
- Make a safety plan
- Find out if you can keep your home
- Make a will
- Plan for the future



ODR SERVICES

- Online dispute resolution
- Issues around divorce and separation
- Create legal agreements
- Mediation
- Free



Returning users log in here →

Is the Family Resolution Centre for you? (10 min)

Create your account in the Family Resolution Centre

Is your safety at risk? If you're worried, go through our [Abuse and family violence](#) pathway for resources to help you.

Use the **Family Resolution Centre** to make parenting arrangements setting out how you and the other parent will raise your children after you separate. This service is for you if one of you and the children live in BC.

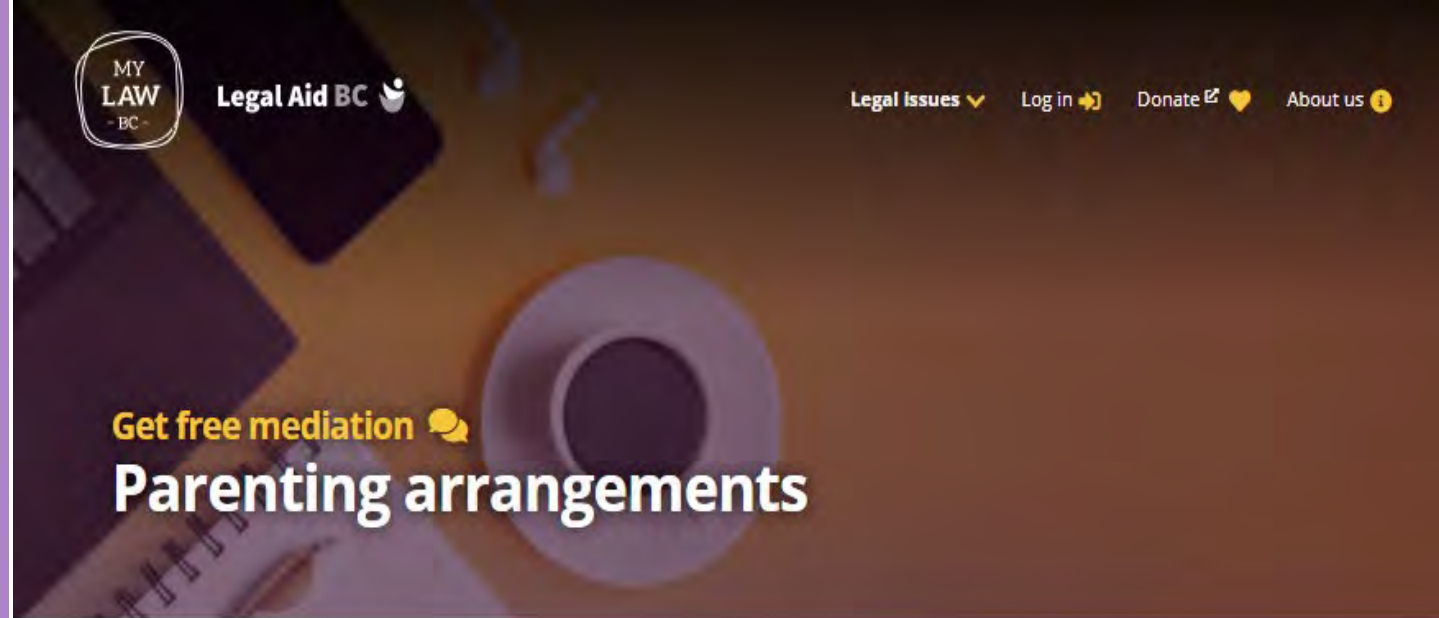
[User guide](#)

[How to add your parenting plan to a separation agreement](#)

[Professionals who can help](#)

FAMILY RESOLUTION CENTRE

- Platform for creating parenting plans
- Work together for what's best for your children
- Get a free mediator to help



Returning users log in here →

Is the Family Resolution Centre for you? (10 min)

Create your account in the Family Resolution Centre

Is your safety at risk? If you're worried, go through our [Abuse and family violence](#) pathway for resources to help you.

Use the **Family Resolution Centre** to make parenting arrangements setting out how you and the other parent will raise your children after you separate. This service is for you if one of you and the children live in BC.

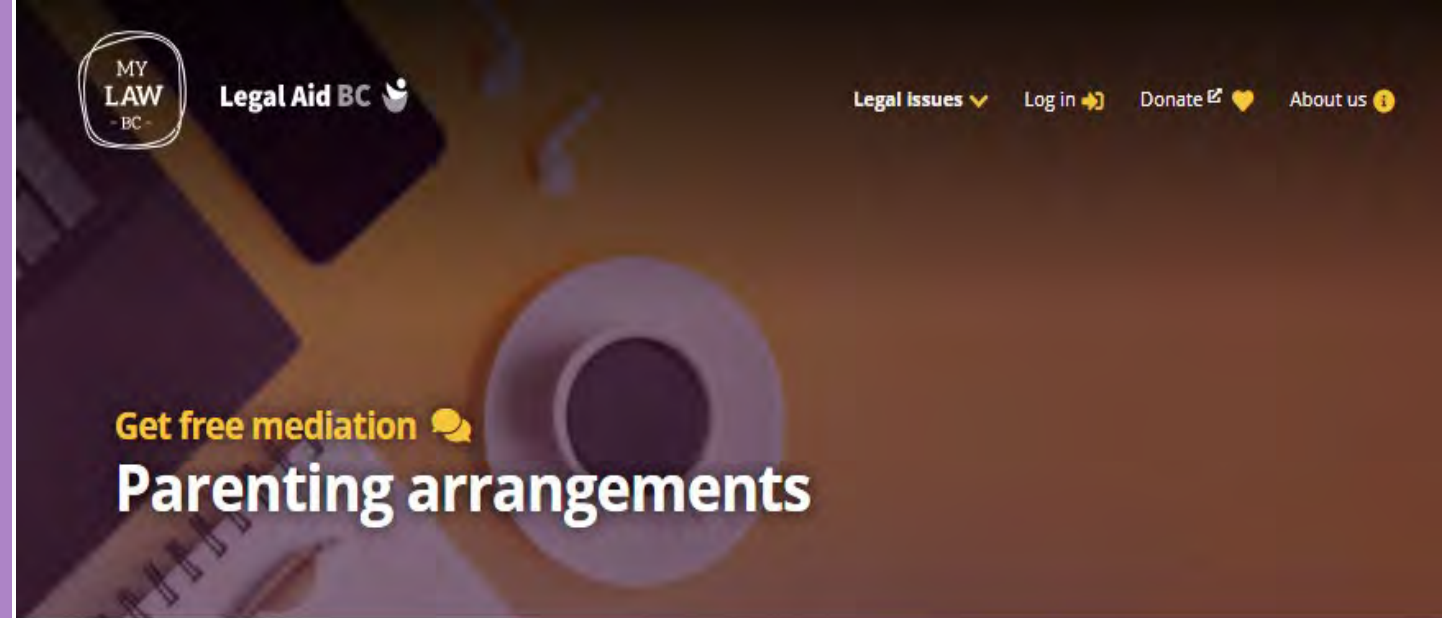
[User guide](#)

[How to add your parenting plan to a separation agreement](#)

[Professionals who can help](#)

FREE MEDIATION

- Uses the Family Resolution Centre platform
- Up to 5 hours of free mediation
- Qualified under the Family Law Act



Returning users log in here →

Is the Family Resolution Centre for you? (10 min)

Create your account in the Family Resolution Centre

Is your safety at risk? If you're worried, go through our [Abuse and family violence](#) pathway for resources to help you.

Use the **Family Resolution Centre** to make parenting arrangements setting out how you and the other parent will raise your children after you separate. This service is for you if one of you and the children live in BC.

[User guide](#)


[How to add your parenting plan to a separation agreement](#)

[Professionals who can help](#)



Why make the Family Resolution Centre?


- Parenting issues are some of the hardest to resolve
- Help people who can't afford these services
- Mediation helps preserve relationships
- Reduce stress for users





Who can use the Family Resolution Centre?

- Only deals with parenting issues
 - Doesn't include child support (yet)
- No financial eligibility requirements
- Screening for appropriateness for online mediation
 - No cases with family violence





MyLawBC Family Resolution Centre

Email address

Password

[Forgot password?](#)

[Create Account](#)

[Sign In](#)

Welcome to the Family Resolution Centre

This service helps separating parents make a parenting plan that's in the best interest of their children using online dispute resolution. If you and the other parent need or want more help, you can work with a free professional mediator.

PARENTS

If you have children and you're separating or divorcing, you need a parenting plan; a document that outlines how you'll raise your children. This service walks you through the process.

You'll discuss issues including when each of you will spend time with your children, who'll make decisions about your children, where your children will spend their holidays, and other important topics. If you get stuck, you can ask for a professional mediator, qualified under the Family Law Act, to help you.

There is no cost to you. Work on your parenting plan wherever you have access to a computer, whenever works best for you.

MEDIATORS

You'll be able to access all relevant case information, directly interact with case participants, and create parenting plans wherever you have access to a computer, whenever works best for you and the parents.

What's next?



NOW



Answer some questions to participate in an online parenting plan session.

2



Propose and review a parenting plan.

3



Discuss the available options and solutions.

4



Optional: A mediator is assigned to help you create a parenting plan.

5



Create a parenting plan that's in the best interests of your child or children.

Click **Next** to answer some questions about your situation.

Go to

Select



Previous

Next

Amy Training - Joshua Training

Session #21FAM00151

- Home
- Talk it out
- Request Help from a Mediator
- 1 Files
- Summary
- 1 History
- What Else Can I Do?

Parenting plan progress

To build the parenting plan, you and Joshua must make decisions in the following 7 areas:

Next



Decision Making



Parenting/Contact Time



Statutory Holidays and Special Days



School Breaks



Vacation



Transportation



Additional Terms

Navigate to Page



Amy Training - Joshua Training

Session #21FAM00151

Home

Talk it out

Request Help from a Mediator

1 Files

Summary

1 History

What Else Can I Do?

Decision making: Choose an option

Parenting responsibilities include making decisions about education, culture, religion, medical treatment, and sharing and receiving information.

There is a presumption that the parenting responsibilities will be shared equally unless stated otherwise. As well as the decision-making arrangement you choose, your parenting plan will state the following about decisions:

Day-to-day decisions

During their parenting time, that guardian (on-duty parent) can make day-to-day decisions about the child or children, including decisions about things like homework, bedtime, and chores.

Emergency decisions

In a health emergency, the guardian who is having parenting time with the child or children can make the decision about healthcare. If a parent or guardian makes emergency health decisions, they must immediately contact the other parent or guardian.

Who will make decisions about the children? *

- ☐ Amy and Joshua are both the guardians of the child or children and will share or split decision making. Amy and Joshua will share parenting as set out in this parenting plan.
- ☒ Amy and Joshua are both the guardians of the child or children. Amy will make all the decisions and Joshua will be fully consulted. Amy and Joshua will share parenting as set out in this parenting plan.
- ☐ Amy and Joshua are both the guardians of the child or children. Joshua will make all the decisions and Amy will be fully consulted. Amy and Joshua will share parenting as set out in this parenting plan.



Amy Training - Joshua Training

Session #21FAM00151

Home

Talk it out

Request Help from a Mediator

¹ Files

Summary

¹ History

... What Else Can I Do?

Review your proposed plan

Your proposed parenting plan is ready for review and acceptance.

Parenting Plan

This parenting plan commences as soon as both parties have signed.

This parenting plan is dated: 01/31/2021

BETWEEN:

Training, Amy, "Amy"

AND:

Training, Joshua, "Joshua"

We are the parents of the following child or children:

COMPOSE



(19FAM00012) MyLawBC Family: Review a proposed parentin...
no-reply@uat-mylawbcfam2.modria.com

2:15 PM

(19FAM00012) MyLawBC Family: Review a proposed parenting plan



Subject: (19FAM00052) MyLawBC Family Resolution Centre: Review a proposed parenting plan
From: no-reply@uat-mylawbcfam2.modria.com
Received: Mon Jul 29 2019 14:59:04 GMT-0700 (Pacific Daylight Time)
Sending IP: 54.240.8.93



MyLawBC 400 - 510 Burrard Street, Vancouver, BC V6C 3A8 phone: [604-601-6000](tel:604-601-6000)

Hello Joshua,

Notification

- We're pleased to invite you to our online resolution process to help you and Amy make a parenting plan for your child or children.
- Amy already proposed a parenting plan for you to review.
- You can work on your parenting plan online, wherever you feel most comfortable, at any time.
- Once you've proposed a parenting plan, if you and Amy are unable to reach an agreement, you can ask a mediator to help you.
- The professional mediator is fully qualified under the BC Family Law Act. The mediator is a neutral third party who can help you online. There's no cost to you.

Next Steps

- Review and respond to Amy's proposal within 7 days: by Monday, August 05, 2019
- If you don't complete your proposed parenting plan within 7 days, your parenting plan session will be closed.
- Once you have completed and sent your proposal, you and Amy will have until Friday, September 27, 2019 to reach an agreement

Click this link to log in and access your parenting plan session: [19FAM00052](https://uat-mylawbcfam2.modria.com/#casedetails/52?token=MGJkZWVmNjgtMWYyYS00MTlmLWl5YTktNjE0ZGM0Y2I3NWJmMTU2NDQzNzU0MzgxOQ==)

If clicking the link above doesn't work, copy and paste the URL below in a browser window instead.

<https://uat-mylawbcfam2.modria.com/#casedetails/52?token=MGJkZWVmNjgtMWYyYS00MTlmLWl5YTktNjE0ZGM0Y2I3NWJmMTU2NDQzNzU0MzgxOQ==>

Sincerely,

MyLawBC team

This is an automatically generated email, please don't reply. MyLawBC is developed by the Legal Services Society.

Amy Training - Joshua Training

Session #21FAM00151

- Home
- Talk it out
- Request Help from a Mediator
- 1 Files
- Summary
- 1 History
- What Else Can I Do?

Parenting plan progress

To build the parenting plan, you and Joshua must make decisions in the following 7 areas:

Next



Decision Making



Parenting/Contact Time



Statutory Holidays and Special Days



School Breaks



Vacation



Transportation



Additional Terms

Navigate to Page

Amy Training - Joshua Training

Session #21FAM00151

- 🏠 Home
- 💬 Talk it out
- 📁 Files
- 📄 Summary
- 🕒 History
- ⋮ What Else Can I Do?

▼ Decision Making ☒

^ Parenting/Contact Time

Amy’s Proposal

Each week, the child or children live with Amy Sunday at 3:00 PM through Wednesday at 3:00 PM. The child or children live with Joshua Wednesday at 3:00 PM through Sunday at 3:00 PM.

Joshua’s Proposal

Each week, the child or children live with Joshua Sunday at 9:00 AM through Wednesday at 9:00 AM. The child or children live with Amy Wednesday at 9:00 AM through Sunday at 9:00 AM.

▼ Statutory Holidays and Special Days ☒

▼ School Breaks ☒

▼ Vacation ☒



Amy Training - Joshua Training

Session #21FAM00033



Chat with everyone



Amy / Mediator



2

Joshua / Mediator



4



Chat with everyone

Disable

Amy Training (Parent A)

Added a file: [Amy Training Drivers license.jpg](#)

11:38:22

Joshua Training (Parent B)

Added a file: [Amy Training Drivers license.jpg](#)

11:52:41

Joshua Training (Parent B)

Hi Amy, looks like we can't agree on the schedule. I've asked for a mediator to help us.

11:53:46

Natasha Neutral

Hi Amy and Josh, hoping we can work together on your issue.

03/23/21



Type a message here.





Amy Training - Joshua Training

Session #21FAM00033



Home



2 Talk it out



1 Files



Summary



4 History

Review your proposed plan

The mediator drafted a parenting plan for you and Joshua to review. Your proposed parenting plan is ready for review and acceptance.

Parenting Plan

This parenting plan commences as soon as both parties have signed.

BETWEEN:

Training, Amy, "Amy"



MYLAWBC - Amy Training - Joshua Training - Overview

Review your proposed plan

Acknowledgements:

This parenting plan is drafted by the mediator and is intended to be a fair and equitable plan for both parties. The mediator is not a lawyer and does not provide legal advice. The parties are advised to consult with their own attorneys for legal advice.

Other Address:

Helpful Resources:

Sign this document back (press enter)

Yes No

Privacy Next

MYLAWBC - Amy Training - Joshua Training - Overview

Review your proposed plan

Acknowledgements:

This parenting plan is drafted by the mediator and is intended to be a fair and equitable plan for both parties. The mediator is not a lawyer and does not provide legal advice. The parties are advised to consult with their own attorneys for legal advice.

Other Address:

Helpful Resources:

Sign this document back (press enter)

Yes No

Privacy Next

the following child or children
born on January 01, 2010
or children listed above we

THANK YOU

Nate.Prosser@LegalAid.bc.ca

Adam.Fraser@LegalAid.bc.ca

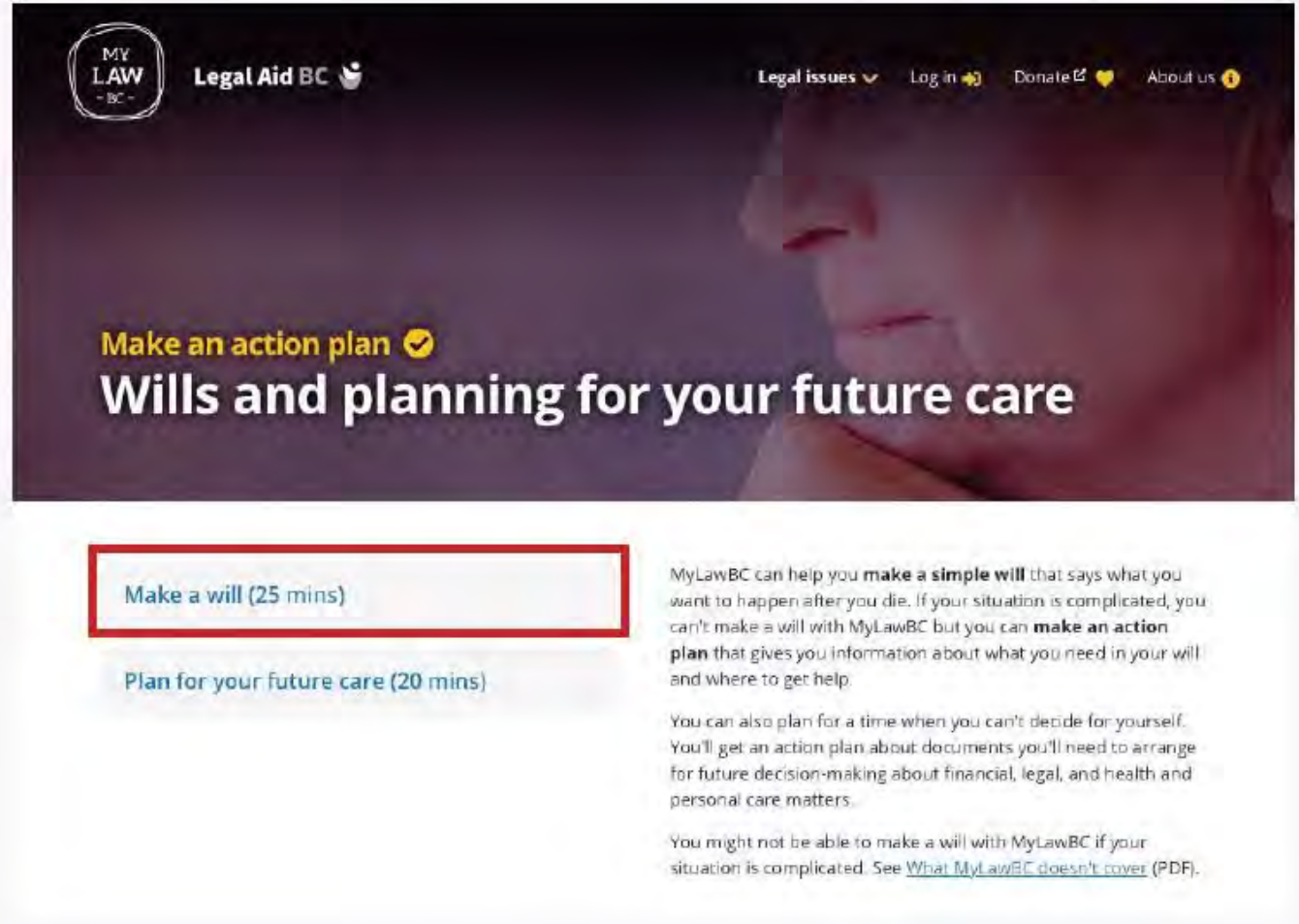


MyLawBC.com

MyLawBC: Make a will

mylawbc.com/paths/wills/

1. Why make a will?
2. Whats in a MyLaw BC will?
3. Getting Started
4. The guided pathway
5. Fill out your will
6. Whats next?



The screenshot shows the MyLawBC website interface. At the top, there is a navigation bar with the MyLawBC logo, 'Legal Aid BC' text, and links for 'Legal issues', 'Log in', 'Donate', and 'About us'. The main header area features a large image of a person's face and the text 'Make an action plan' followed by 'Wills and planning for your future care'. Below this, there are two buttons: 'Make a will (25 mins)' which is highlighted with a red border, and 'Plan for your future care (20 mins)'. To the right of these buttons, there is a paragraph of text explaining that MyLawBC can help make a simple will, but for complicated situations, an action plan is recommended. It also mentions that an action plan can be created for future decision-making and that a PDF document is available for situations where a will cannot be made.

MY LAW - BC - Legal Aid BC

Legal issues Log in Donate About us

Make an action plan
Wills and planning for your future care

Make a will (25 mins)

Plan for your future care (20 mins)

MyLawBC can help you **make a simple will** that says what you want to happen after you die. If your situation is complicated, you can't make a will with MyLawBC but you can **make an action plan** that gives you information about what you need in your will and where to get help.

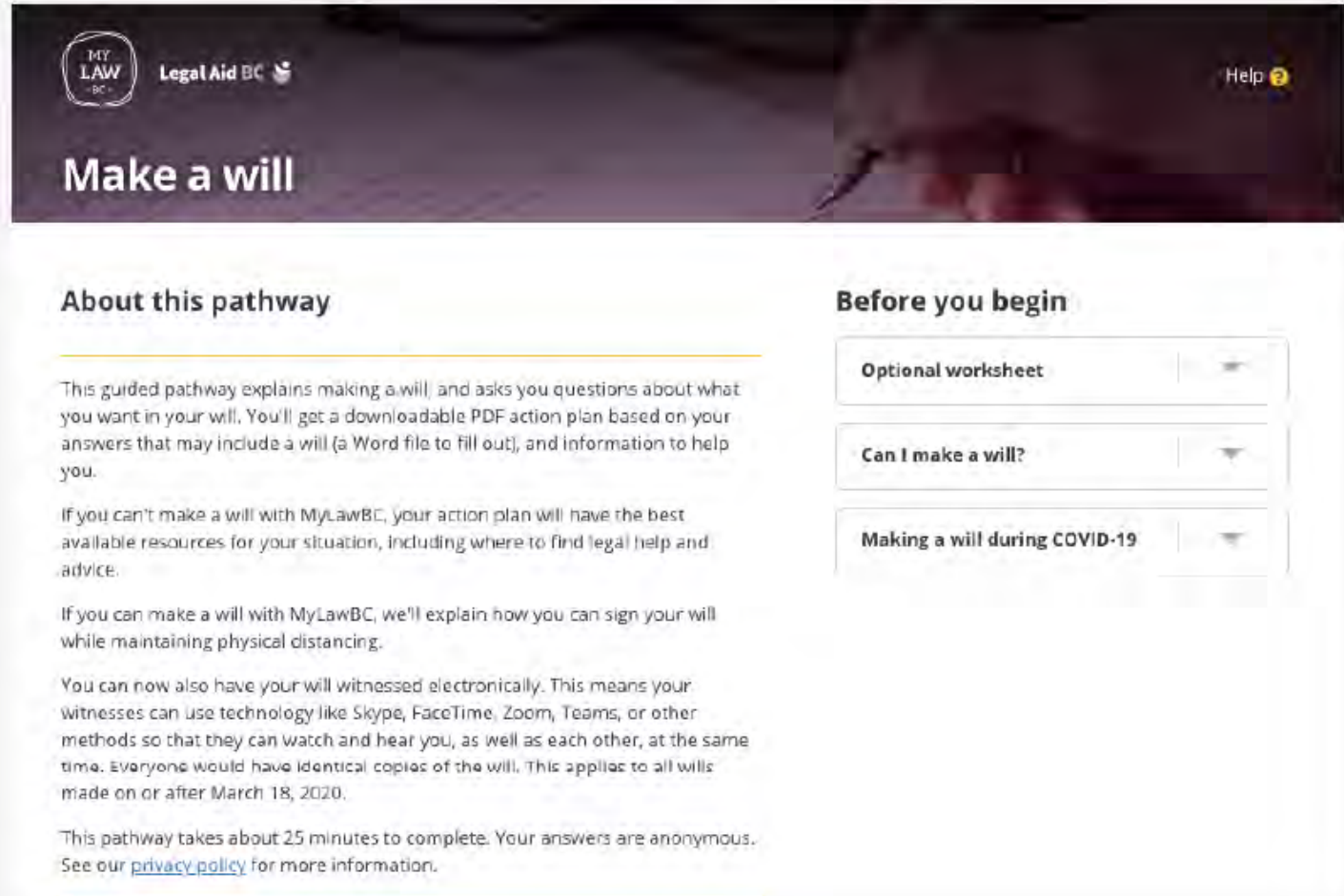
You can also plan for a time when you can't decide for yourself. You'll get an action plan about documents you'll need to arrange for future decision-making about financial, legal, and health and personal care matters.

You might not be able to make a will with MyLawBC if your situation is complicated. See [What MyLawBC doesn't cover \(PDF\)](#).

1. Why make a will?

Dying without a will (Intestancy)

- The law sets out who will inherit your assets
- Your spouse, adult children, or close friends will have to apply to court for permission to handle your estate.
- An application for an Order of Estate Administration can 6 months to a year.
- Costly



The screenshot shows the 'Make a will' pathway on the MyLawBC website. The header includes the MyLawBC logo, 'Legal Aid BC' text, and a 'Help' button. The main heading is 'Make a will'. Below this, there are two columns. The left column, titled 'About this pathway', contains three paragraphs: the first explains the guided pathway and the downloadable PDF action plan; the second states that if a will cannot be made with MyLawBC, the action plan provides the best resources; the third explains how to sign a will while maintaining physical distancing. It also mentions that wills can now be witnessed electronically using technology like Skype, FaceTime, Zoom, or Teams. The right column, titled 'Before you begin', contains three buttons: 'Optional worksheet', 'Can I make a will?', and 'Making a will during COVID-19'. At the bottom of the left column, it states that the pathway takes about 25 minutes to complete and that answers are anonymous, with a link to the privacy policy.

MY LAW BC Legal Aid BC Help

Make a will

About this pathway

This guided pathway explains making a will, and asks you questions about what you want in your will. You'll get a downloadable PDF action plan based on your answers that may include a will (a Word file to fill out), and information to help you.

If you can't make a will with MyLawBC, your action plan will have the best available resources for your situation, including where to find legal help and advice.

If you can make a will with MyLawBC, we'll explain how you can sign your will while maintaining physical distancing.

You can now also have your will witnessed electronically. This means your witnesses can use technology like Skype, FaceTime, Zoom, Teams, or other methods so that they can watch and hear you, as well as each other, at the same time. Everyone would have identical copies of the will. This applies to all wills made on or after March 18, 2020.

This pathway takes about 25 minutes to complete. Your answers are anonymous. See our [privacy policy](#) for more information.

Before you begin

- Optional worksheet
- Can I make a will?
- Making a will during COVID-19

2. What's in a MyLaw BC will?

- Choose an executor
- Choose beneficiaries & alternate beneficiaries
- If you have children, you'll include them as beneficiaries.
- If you're married you'll name your spouse as beneficiary and vice versa. If you have children, they will be your alternate beneficiaries
- If you have children under 19, you'll choose a guardian for your child

What's in a MyLawBC will?

In the will forms provided by this guided pathway:

- You'll name someone to be the executor of your estate and one or more beneficiaries. You'll also name alternates (backups).
- You'll divide your estate in equal shares among the beneficiaries (or alternate beneficiaries) who are alive when you die.
- If you have children, you'll include them as beneficiaries, as expected by the law.
- If you're married, you'll name each other as executor and beneficiary, and you'll have the same alternate beneficiary(ies). If you have children, they'll be your alternate beneficiaries.
- If you have children under 19, you may be naming a guardian who'll be responsible for them. There are also instructions for a trust, if necessary, to hold their part of the estate.

If some or all of this isn't what you want to do, you can get help from a notary or lawyer to make a will.

There are some situations that MyLawBC isn't designed for. Please check the sidebar on the right for more information.

3. Getting Started

What you need

- Computer
- Microsoft Word

Before you begin

- Optional worksheet
- Can I make a will?
- Making a will during COVID-19

MY
LAW
BC

Legal Aid BC

Help ?

Make a will

About this pathway

This guided pathway explains making a will, and asks you questions about what you want in your will. You'll get a downloadable PDF action plan based on your answers that may include a will (a Word file to fill out), and information to help you.

If you can't make a will with MyLawBC, your action plan will have the best available resources for your situation, including where to find legal help and advice.

If you can make a will with MyLawBC, we'll explain how you can sign your will while maintaining physical distancing.

You can now also have your will witnessed electronically. This means your witnesses can use technology like Skype, FaceTime, Zoom, Teams, or other methods so that they can watch and hear you, as well as each other, at the same time. Everyone would have identical copies of the will. This applies to all wills made on or after March 18, 2020.

This pathway takes about 25 minutes to complete. Your answers are anonymous. See our [privacy policy](#) for more information.

Before you begin

Optional worksheet

Can I make a will?

Making a will during COVID-19

4. The guided pathway

Follow the steps

- Answer multiple choice questions
- Your action plan
- Read first
- Make your will
- Do Later

The screenshot shows the 'Make a will' guided pathway interface. At the top, there is a header with the 'MY LAW BC' logo, 'Legal Aid BC' text, and a 'Help' icon. The main title 'Make a will' is prominently displayed. Below this, the first question is 'Do you have a spouse?', with radio button options for 'Yes' (selected) and 'No'. A yellow-bordered box provides a definition of a spouse: 'You're a spouse if you're a member of a same-sex or opposite-sex couple, and you're married or have lived in a marriage-like relationship for at least two years. If you consider yourself separated, you're no longer spouses for the purpose of making a will.' Navigation buttons for '< Back' and 'Next >' are located below the definition. To the right, under the heading 'Before you begin', there are three expandable sections: 'Optional worksheet', 'Can I make a will?', and 'Making a will during COVID-19'. The bottom of the page features a dark footer with the 'MY LAW BC' logo, the text 'My problem. My solution.', and two links: 'MAKE AN ACTION PLAN' and 'FIND OUT MORE'.

MY LAW BC Legal Aid BC Help

Make a will

Do you have a spouse?

☒ Yes
☐ No

You're a spouse if you're a member of a same-sex or opposite-sex couple, and you're married or have lived in a marriage-like relationship for at least two years. If you consider yourself separated, you're no longer spouses for the purpose of making a will.

< Back Next >

Before you begin

Optional worksheet

Can I make a will?


Making a will during COVID-19

MY LAW BC My problem. My solution. MAKE AN ACTION PLAN FIND OUT MORE

4. The guided pathway

Follow the steps

- Answer multiple choice questions
- **Your action plan**
- Read first
- Make your will
- Do Later



Your situation

Based on your answers

Click [Download your plan](#) (pdf) to save or print a PDF of this information. This will let you keep a copy of all the important information you need to take your next steps. MyLawBC doesn't keep your confidential information. Your downloaded PDF is your only record.

Your plan is based on the following information:

- You want to make a will.
- You have a spouse.
- Your spouse also wants to make a will.
- You want to name each other as your executor and beneficiary.
- You know you need to name a backup executor.
- You don't have children.
- If you die together, or if your spouse dies before you, you have one alternate beneficiary.

In your will, you'll name the following:

- Your spouse as executor and beneficiary.
- A backup executor.
- One alternate beneficiary.

[Read first](#) >



Help us out

Navigating the legal system is hard; we're happy to make that process easier. Help us improve MyLawBC.

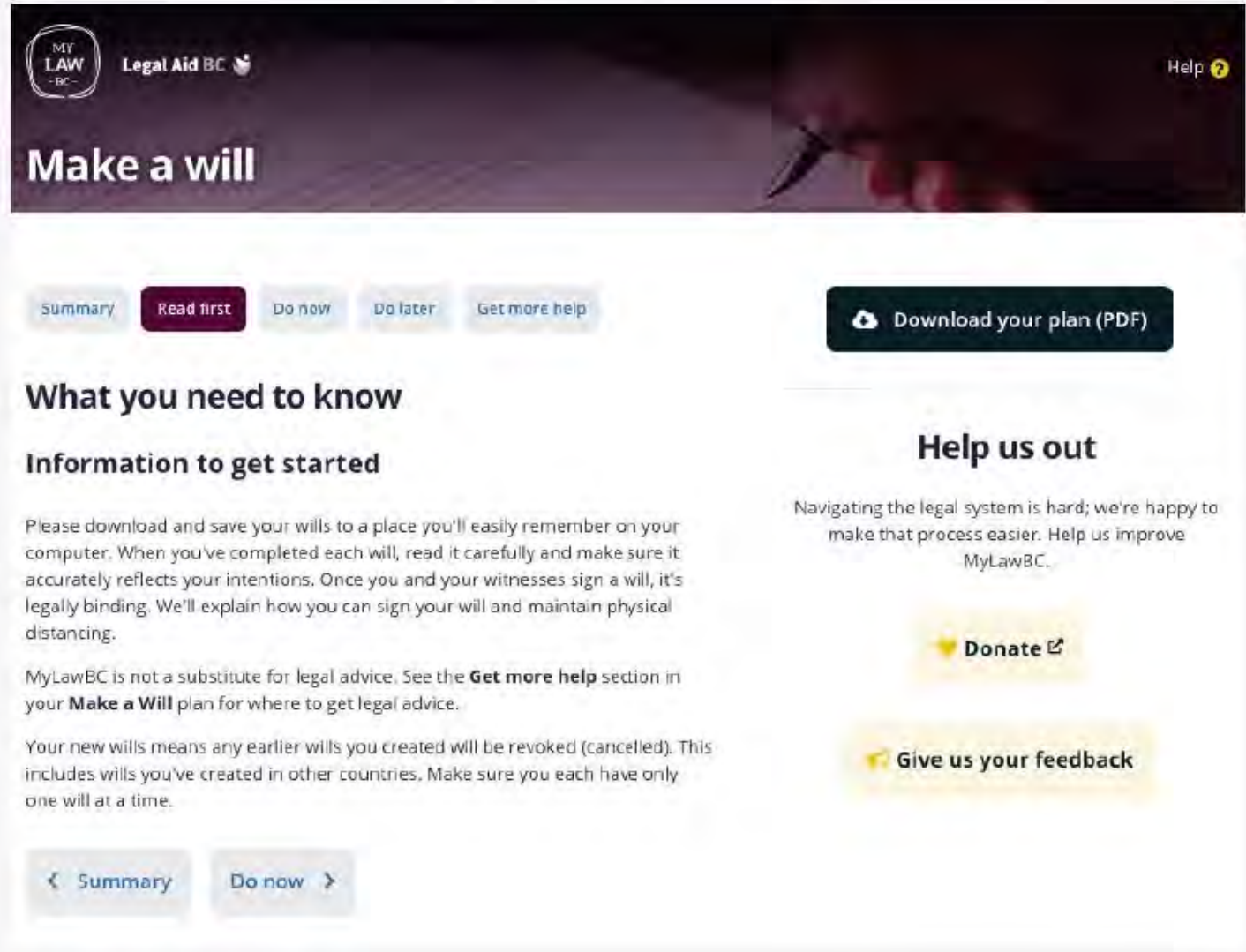
[Donate](#)

[Give us your feedback](#)

4. The guided pathway

Follow the steps

- Answer multiple choice questions
- Your action plan
- **Read first**
- Make your will
- Do Later



The screenshot shows the 'Make a will' guided pathway interface. At the top, there's a header with the 'MY LAW -BC-' logo, 'Legal Aid BC' text, and a 'Help' link. The main title 'Make a will' is prominently displayed. Below the title, there's a navigation bar with buttons: 'Summary', 'Read first' (highlighted in red), 'Do now', 'Do later', and 'Get more help'. To the right of this bar is a button to 'Download your plan (PDF)'. The main content area is titled 'What you need to know' and 'Information to get started'. It contains text about downloading wills, reading them carefully, and the legal binding nature of the process. It also includes a disclaimer that MyLawBC is not a substitute for legal advice and a note about revoking previous wills. At the bottom, there are navigation arrows and buttons for 'Summary' and 'Do now'. On the right side, there's a 'Help us out' section with a message about improving the system, a 'Donate' button, and a 'Give us your feedback' button.

MY LAW -BC- Legal Aid BC Help ?

Make a will

Summary Read first Do now Do later Get more help

Download your plan (PDF)

What you need to know

Information to get started

Please download and save your wills to a place you'll easily remember on your computer. When you've completed each will, read it carefully and make sure it accurately reflects your intentions. Once you and your witnesses sign a will, it's legally binding. We'll explain how you can sign your will and maintain physical distancing.

MyLawBC is not a substitute for legal advice. See the **Get more help** section in your **Make a Will** plan for where to get legal advice.

Your new wills means any earlier wills you created will be revoked (cancelled). This includes wills you've created in other countries. Make sure you each have only one will at a time.

< Summary Do now >

Help us out

Navigating the legal system is hard; we're happy to make that process easier. Help us improve MyLawBC.

Donate

Give us your feedback

4. The guided pathway

Follow the steps

- Answer multiple choice questions
- Your action plan
- **Read first**
- Make your will
- Do Later

The screenshot shows the 'Make a will' guided pathway on the MyLawBC website. At the top, there's a header with the MyLawBC logo, 'Legal Aid BC' text, and a 'Help' link. Below the header, the title 'Make a will' is prominently displayed. A navigation bar contains buttons for 'Summary', 'Read first', 'Do now' (highlighted in dark red), 'Do later', and 'Get more help'. To the right of this bar is a button labeled 'Download your plan (PDF)'. The main content area is titled 'Your first steps' and 'What to do now'. It features a button 'Get your will' which is highlighted with a red rectangle. Below this button, there is a paragraph of text explaining that wills are in a Word file and should be filled out on-screen. Another paragraph explains that the wills are created automatically and provides instructions on where to find definitions and final instructions. A third paragraph states that the wills can only be used in Microsoft Word on a computer. At the bottom, there is a link to watch a video about how to use the Word form, which is also highlighted with a red rectangle. On the right side of the main content area, there is a section titled 'Help us out' with a paragraph of text and two buttons: 'Donate' and 'Give us your feedback'.

MY LAW BC Legal Aid BC Help ?

Make a will

Summary Read first **Do now** Do later Get more help

Download your plan (PDF)

Your first steps

What to do now

Get your will

Your wills are in a Word file that you and your spouse fill out on-screen (not by hand). Fill out the form together on the first few pages of the file. As you do this, both of your wills are created automatically right after the form. If you scroll down to the very last page, you'll find a list of definitions and final instructions.

Because they have been set up with form fields and automatic formatting, MyLawBC wills can only be used in Microsoft Word on a computer (not on a phone or tablet). You can't fill them out using other software (such as Google Docs, OpenOffice, LibreOffice, Apple Pages, or iWork).

Watch a video about how to use this Word form to make your wills.

Video

Help us out


Navigating the legal system is hard; we're happy to make that process easier. Help us improve MyLawBC.

Donate

Give us your feedback

5. Fill out your will

- Filling out the form at the top of the word document will generate a simple will within the same document
- Consider taking it to a Lawyer or notary before signing your will.
- Once your will is signed and witnessed it is a legal will

INFORMATION ABOUT YOU			
Spouse 1:	First name: Lorem	Middle name(s): J.	Last name: Ipsum
	Nickname (Fill this in if you usually go by a first name that's different from your legal first name): <input type="text"/>		
	If you own property (land, house, condo), check the title to see how you listed your full name. If it's in any way different from what you filled in above, list it here: <input type="text"/>		
	Gender (M/F): (The words <i>he/his/him</i> or <i>she/her</i> are used in the will. Whenever this form asks for the person's gender, you can choose to leave it blank; the person's full name will be repeated instead.) male		
Spouse 2:	First name: <input type="text"/>	Middle name(s): <input type="text"/>	Last name: <input type="text"/>

Last Will of **Lorem J. Ipsum**

1. This is the last Will of me, **Lorem J. Ipsum**, currently of 123 4 st, Vancouver, British Columbia.

Revocation of prior wills

2. I cancel all of my previous wills including any changes or amendments I've made to those wills.

6. What's next?

- Store your will
- Register your will
- Keep a record
- Change your will if necessary

